

St Mary the Virgin Church of England Primary School (URN: 114553)

Question level analysis year 6

This section allows you to assess how your pupils performed in the key stage 2 tests by subject strand, by question and by individual pupils and compare these with the national average.

For year 6, the default view is the full data for the whole year cohort.

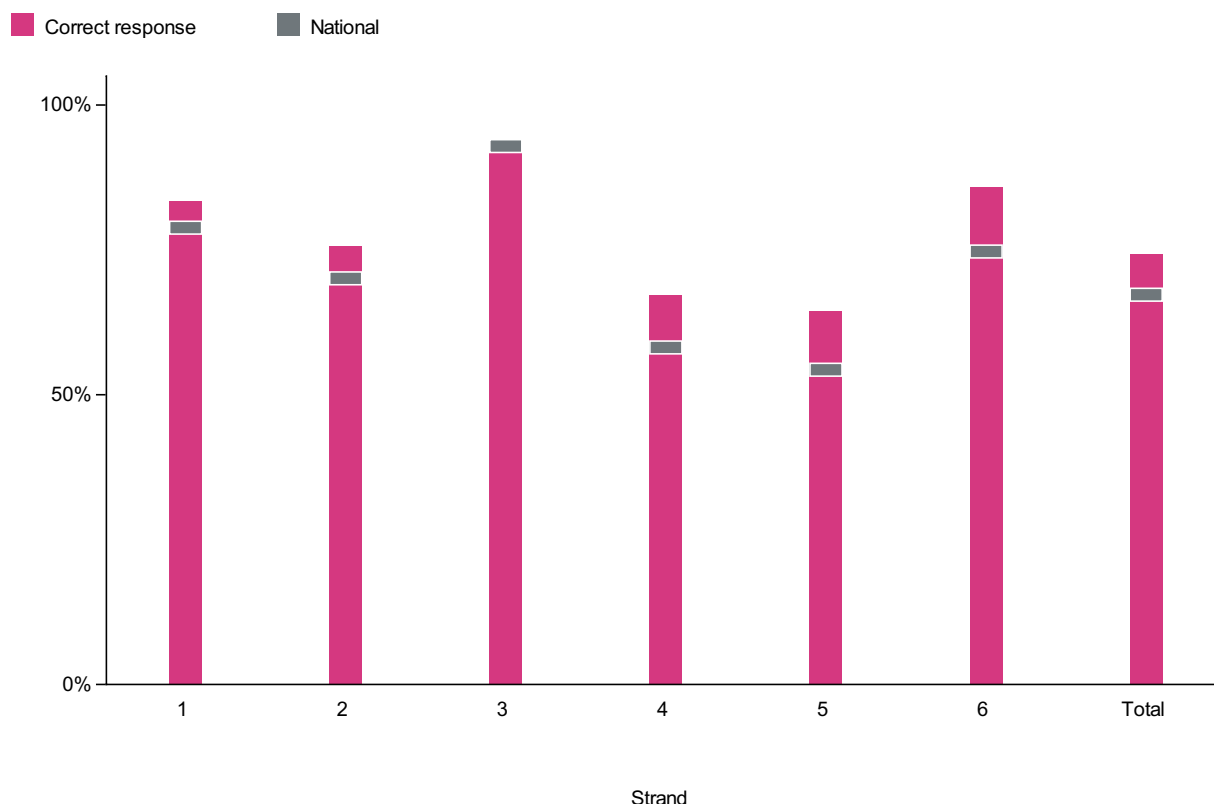
To assess the performance of a custom group of pupils, input their UPNs (unique pupil numbers). Any changes you make in the year 6 custom view will only apply to your individual user profile. This includes the data download section.

This is QLA 2018/2019 data.

Reading

Based on the cohort of 14 pupils.

| Strand | Marks available | Correct response % | National % | Difference |
|---|-----------------|--------------------|------------|------------|
| 1. Give / explain the meaning of words in context | 6 | 83 | 78 | 5 |
| 2. Retrieve and record information / identify key details from fiction and non-fiction | 21 | 76 | 70 | 6 |
| 3. Summarise main ideas from more than one paragraph | 1 | 93 | 93 | 0 |
| 4. Make inferences from the text / explain and justify inferences with evidence from text | 18 | 67 | 58 | 9 |
| 5. Make comparisons within the text | 1 | 64 | 54 | 10 |
| 6. Identify / explain how meaning is enhanced through choice of words and phrases | 3 | 86 | 74 | 12 |
| Total | 50 | 74 | 67 | 7 |

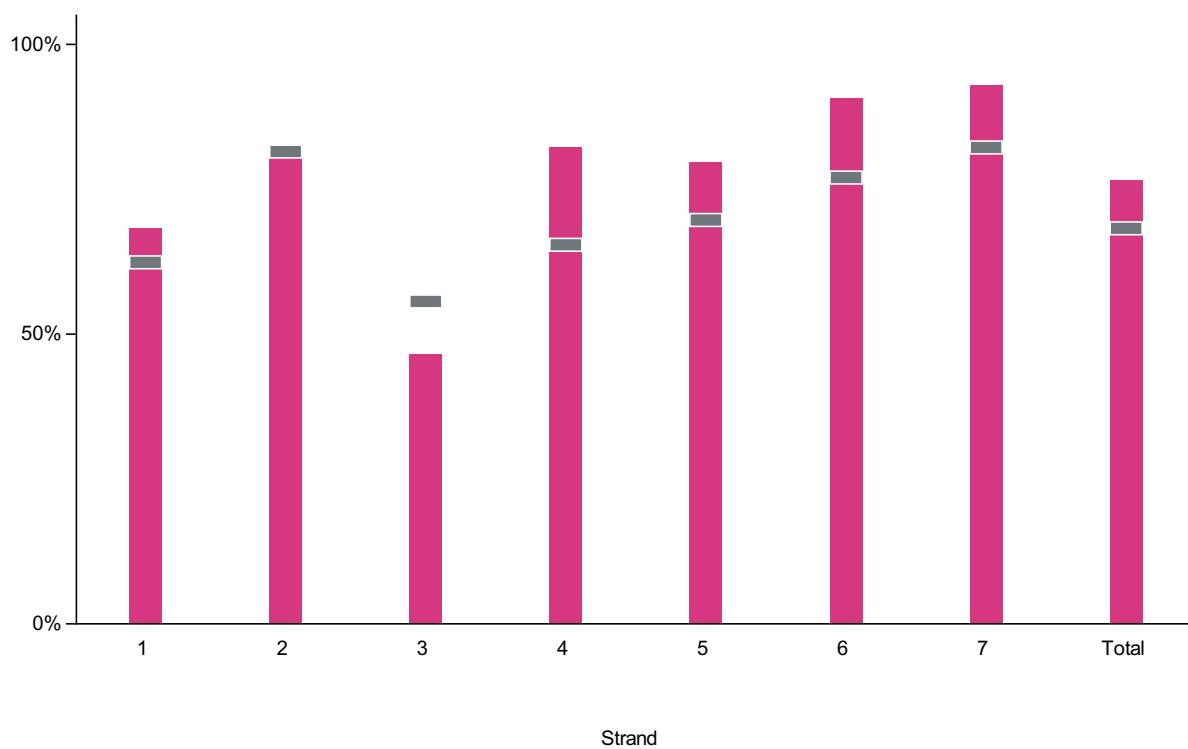


English grammar and punctuation

Based on the cohort of 14 pupils.

| Strand | Marks available | Correct response % | National % | Difference |
|---|-----------------|--------------------|------------|------------|
| 1. Grammatical terms / word classes | 13 | 68 | 62 | 6 |
| 2. Functions of sentences | 2 | 82 | 81 | 1 |
| 3. Combining words, phrases and clauses | 4 | 46 | 55 | -9 |
| 4. Verb forms, tense and consistency | 6 | 82 | 65 | 17 |
| 5. Punctuation | 16 | 79 | 69 | 10 |
| 6. Vocabulary | 6 | 90 | 77 | 13 |
| 7. Standard English and formality | 3 | 93 | 82 | 11 |
| Total | 50 | 76 | 68 | 8 |

■ Correct response
 ■ National



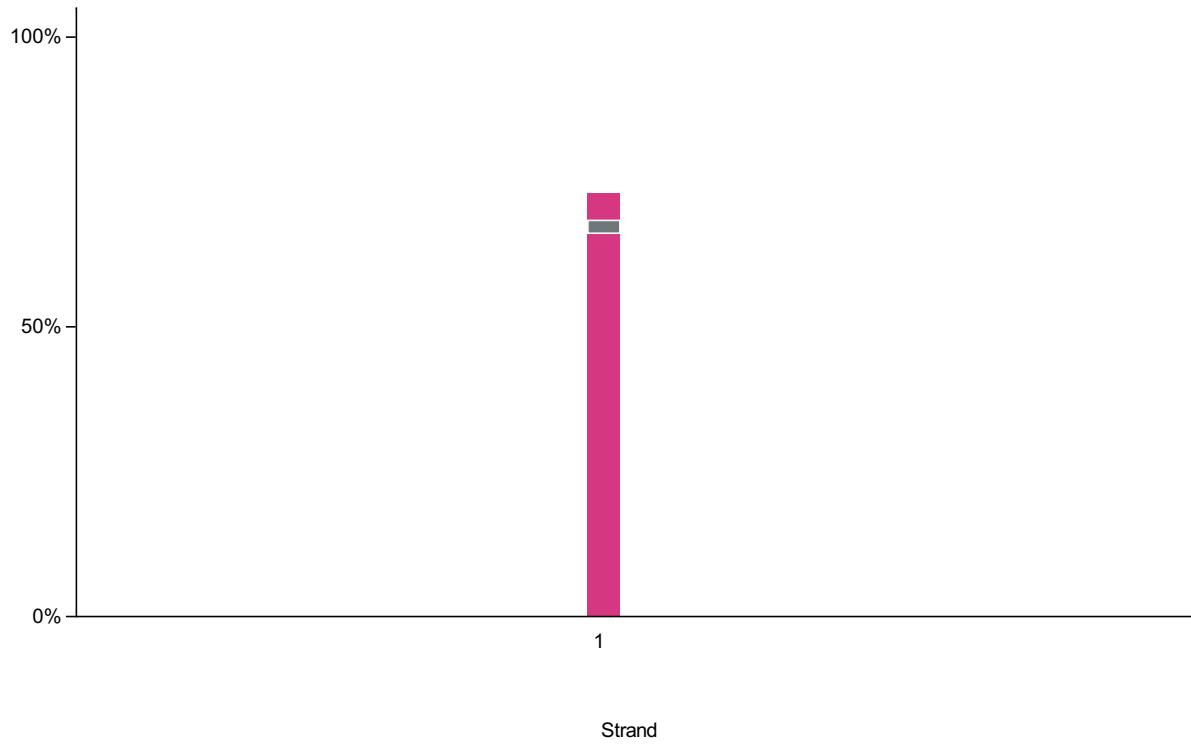
Spelling only

Based on the cohort of 14 pupils.

| Strand | Marks available | Correct response % | National % | Difference |
|-------------|-----------------|--------------------|------------|------------|
| 1. Spelling | 20 | 73 | 67 | 6 |

Correct response

National



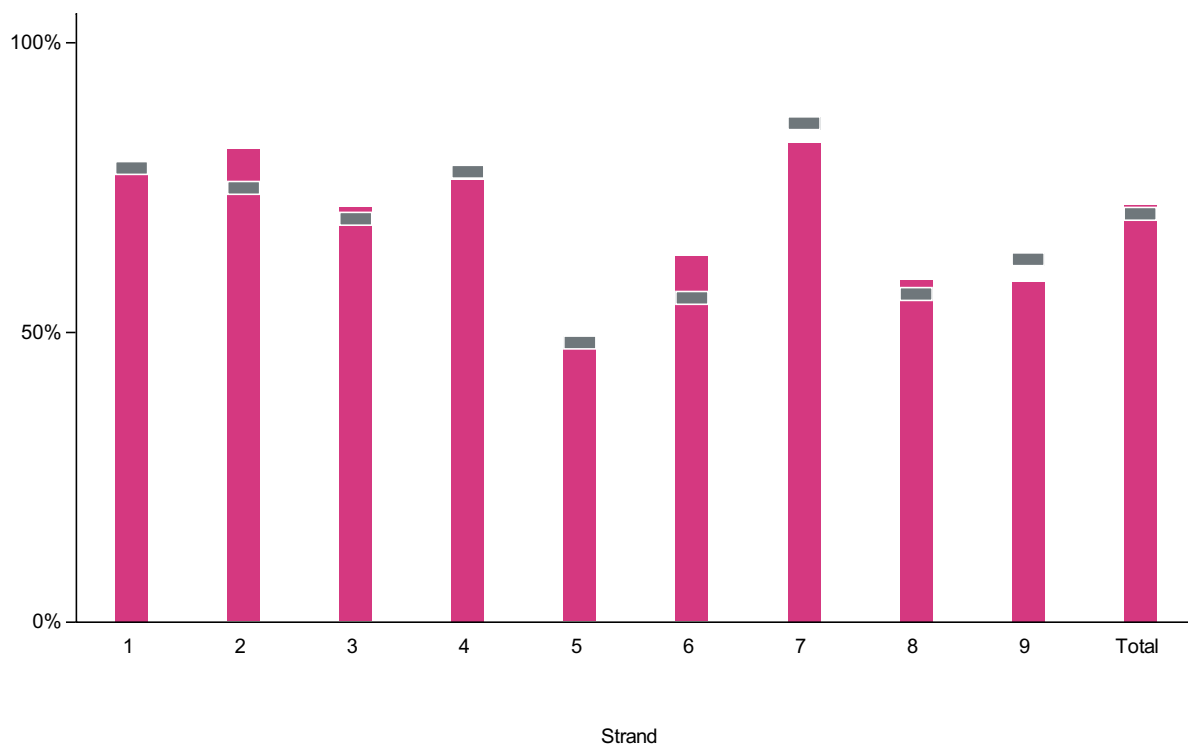
Maths All papers combined

Based on the cohort of 14 pupils.

| Strand | Marks available | Correct response % | National % | Difference |
|--|-----------------|--------------------|------------|------------|
| 1. Addition, subtraction, multiplication and division (calculations) | 38 | 80 | 78 | 2 |
| 2. Algebra | 5 | 81 | 75 | 6 |
| 3. Fractions, decimals and percentages | 24 | 71 | 69 | 2 |
| 4. Geometry - position and direction | 3 | 76 | 77 | -1 |
| 5. Geometry - properties of shapes | 7 | 48 | 48 | 0 |
| 6. Measurement | 11 | 63 | 56 | 7 |
| 7. Number and place value | 9 | 83 | 86 | -3 |
| 8. Ratio and proportion | 8 | 59 | 56 | 3 |
| 9. Statistics | 5 | 59 | 62 | -3 |
| Total | 110 | 72 | 70 | 2 |

Correct response

National



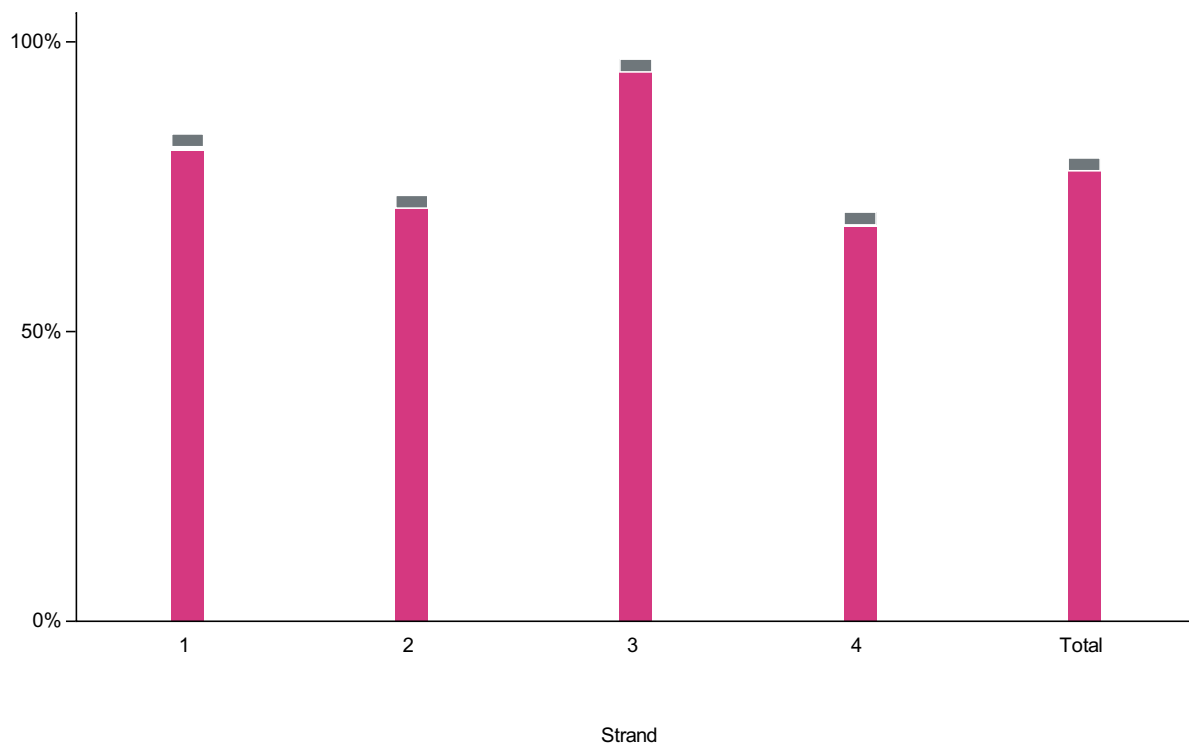
Maths paper 1

Based on the cohort of 14 pupils.

| Strand | Marks available | Correct response % | National % | Difference |
|--|-----------------|--------------------|------------|------------|
| 1. Addition, subtraction, multiplication and division (calculations) | 21 | 81 | 83 | -2 |
| 2. Fractions, decimals and percentages | 13 | 73 | 72 | 1 |
| 3. Number and place value | 2 | 96 | 96 | 0 |
| 4. Ratio and proportion | 4 | 68 | 69 | -1 |
| Total | 40 | 78 | 78 | 0 |

Correct response

National

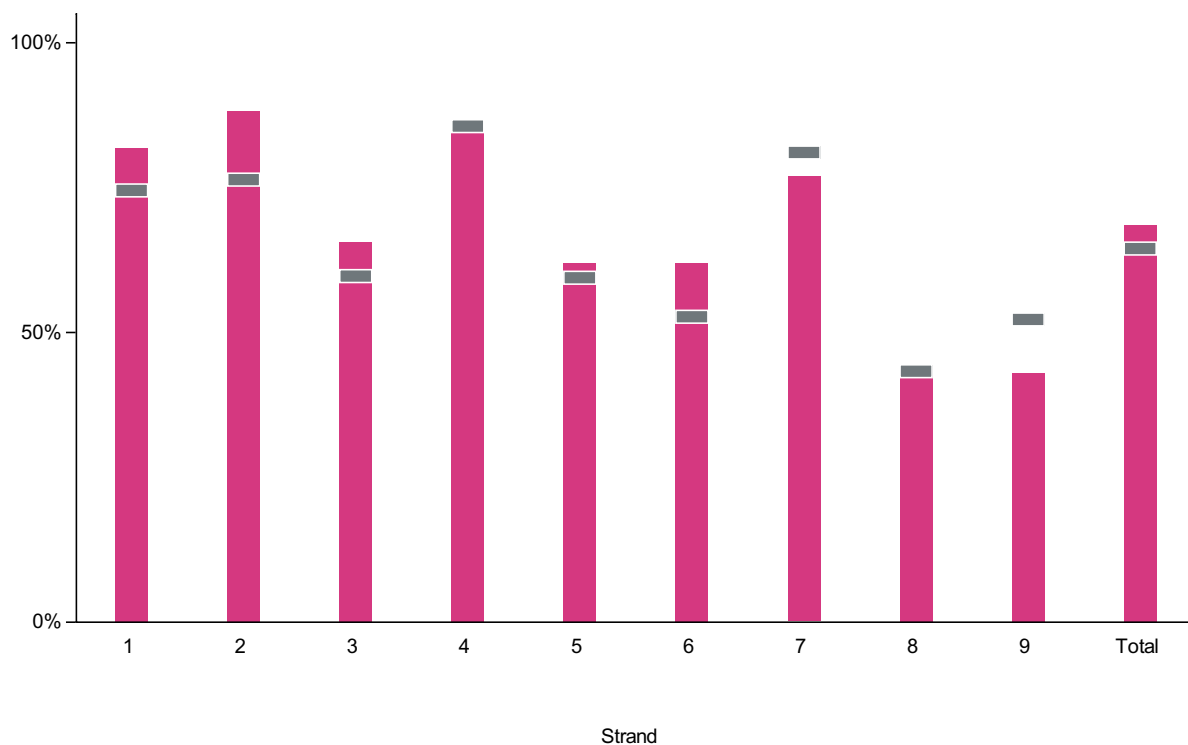


Maths paper 2

Based on the cohort of 14 pupils.

| Strand | Marks available | Correct response % | National % | Difference |
|--|-----------------|--------------------|------------|------------|
| 1. Addition, subtraction, multiplication and division (calculations) | 7 | 82 | 74 | 8 |
| 2. Algebra | 3 | 88 | 76 | 12 |
| 3. Fractions, decimals and percentages | 6 | 65 | 59 | 6 |
| 4. Geometry - position and direction | 1 | 86 | 85 | 1 |
| 5. Geometry - properties of shapes | 3 | 62 | 59 | 3 |
| 6. Measurement | 6 | 62 | 52 | 10 |
| 7. Number and place value | 4 | 77 | 81 | -4 |
| 8. Ratio and proportion | 2 | 43 | 43 | 0 |
| 9. Statistics | 3 | 43 | 52 | -9 |
| Total | 35 | 68 | 64 | 4 |

■ Correct response
 ■ National



Maths paper 3

Based on the cohort of 14 pupils.

| Strand | Marks available | Correct response % | National % | Difference |
|--|-----------------|--------------------|------------|------------|
| 1. Addition, subtraction, multiplication and division (calculations) | 10 | 75 | 71 | 4 |
| 2. Algebra | 2 | 71 | 72 | -1 |
| 3. Fractions, decimals and percentages | 5 | 76 | 74 | 2 |
| 4. Geometry - position and direction | 2 | 71 | 73 | -2 |
| 5. Geometry - properties of shapes | 4 | 38 | 39 | -1 |
| 6. Measurement | 5 | 64 | 59 | 5 |
| 7. Number and place value | 3 | 81 | 86 | -5 |
| 8. Ratio and proportion | 2 | 57 | 44 | 13 |
| 9. Statistics | 2 | 82 | 78 | 4 |
| Total | 35 | 69 | 66 | 3 |

