


'What happens where I live?'

Year 1 and 2 Newsletter Term 2 2019

Dear Parents,

This term we are beginning an exciting new topic – *What happens where I live?* We will be learning about our local area, how it has changed and authors who live locally.

Some of the key texts we will be using for our learning are:



Diary writing



Instruction writing



Letter writing

If you would like a learning activity to complete at home during this term with your child, you can choose from one of these activities:

- To create a map of the local area,
- Make a sculpture of a local landmark e.g Herstmonceux or Bodiam castle,
- To create an information leaflet about a local town.

The learning map attached to this newsletter outlines the areas we will be learning about and some of the work we will be doing in teacher-focussed activities and group work. We are also placing an emphasis on continuing to learn times tables through maths sessions and at home.

Useful Websites to support learning

<https://kids.kiddle.co/Sussex>

<https://www.eastsussex.gov.uk/leisureandtourism/localandfamilyhistory/localhistory/>

<http://www.eastsussex.org/villages/hartfield.shtml>

Reminders

- Please can you make sure your child brings in a **water bottle** and their **book bag** each day.
- Please ensure your child(ren) always have a **coat** in school as the weather can be unpredictable.
- Our PE day is Monday but named PE kits should be in all week.

Key Questions

1. How do animals obtain their food from plants and other animals?
2. What is a road and why are they important?
3. Who is Guy Fawkes, and why is he important to our local area?
4. How is artwork different around the world?
5. Can you show me 50p (and other values of money)?
6. What are some 2D shapes?
7. Why do people send postcards?
8. Tell me about Winnie the Pooh,

Key Words:

Hartfield	Sussex	village	local area	county
United Kingdom	England	school	church	country

We hope you all have lovely term supporting the children in their learning and can see how much they have learnt already. Please do not hesitate to come and speak to me if you have any questions,

Thank you for your support.







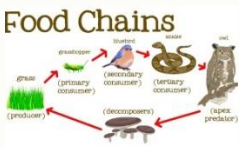














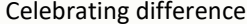








Mrs Norris, Miss Jane and Mrs Neville

Home Learning

Reading	<p>Please read with your child at least three times a week, even if it is just for 5 minutes. When reading with your child, please acknowledge the fact that the book has been read by signing and dating in their reading record book. Please state how much time your child has read each night for our “Mileage” chart. We count the reading times for each class on a Thursday so we need your reading logs on this day particularly. During reading sessions, please discuss the story with your child and ask them questions about what they are reading. These questions will help to develop their understanding of what they are reading as comprehension and discussion are key reading skills in Year 1 and 2.</p> <p>Books can be changed at any time after school if your child has not had time to change their book during the day.</p>
Spellings and homework	<p>Spellings will be given out each week on a Monday as part of the homework, then will be tested on the following Monday. Please ensure that homework books are returned to school on each Monday.</p>
Maths	<p>My maths homework will be set for each Monday and checked by the teacher every weekend.</p> <p>Please can children continue to learn their times tables at home.</p> <p>Year 1 children should be learning 10x, 2x and 5x tables</p> <p>When secure with the 2x, 5x and 10x tables, children should be moving onto 3x and 4x tables</p> <p>BBC Bitesize website has links to times tables songs that children can learn. https://www.bbc.com/bitesize/topics/zqbg87h</p> <p>Purple Mash Times Tables Games: https://www.purplemash.com/</p> <p>Search for ‘speed tests’ and then choose the one that you would like to practise.</p> <p>MyMaths can be used at home for the children to explore and practise skills from class work whenever they choose.</p>

‘What happens where I live?’ Learning Map Term 2 2019

What are we learning this term?

Literacy	 Diary writing	 Instruction writing	 Letter writing
Maths	 Calculation	 Money	 Shape
Science	 Food chains	 Living things and their habitat	 Different plants
History	 Guy Fawkes	 Similarities and differences	 Local area
Geography	 Atlases	 Maps	 Local area
Music	 Rhythm in the way we walk	 charanga®	 Banana rap
ICT	 E-Safety	 purple mash 2simple	 Maze explores
PSHE	 Celebrating difference	 Diversity	 People with disabilities
Art	 Aboriginal art	 Artists from around the world	 Art
RE	 Understanding Christianity	 Incarnation	 Incarnation