



Willow Class Term 2 Newsletter

'The Tudors'



Dear Parents,

We hope you had a great half term holiday! This term, we are continuing our Tudor topic and will be exploring local history in the Sussex area. We are focusing on Tudor homes and houses as well as what Tudor people used to wear. In history, we will be focusing on local history - the Tudors in Sussex. For this, we will be utilising Tony Robinson's 'Walking Through History' program in which he leads his viewers through Sussex's fascinating link with the Tudors. In art, the children are furthering their focus on portraits. For the children's design and technology learning, we are running a Tudor Day where the children will learn how to make candles, undertake some Christmas baking, to make bread and make a floral scent bag. Candle making in DT links brilliantly with this term's science work which is light and shadows. This term, for our school trip, we are really looking forward to visiting Hever Castle on Wednesday 4th December. We will have a tour of the castle where Anne Boleyn lived, explore the gardens of the castle and immerse ourselves in activities about the Tudors.

Our PE days are **Monday** and **Thursday**; please ensure your child's kit is always in school; trainers everyday are essential.

Times tables

By the end of Year 4, all children should know their times tables up to 12 x 12. We are doing at least one session a week focused on these, but please do practice with your children at home, as much as possible. Times Table Rockstars is a really useful website for this as it tests the children on their tables at their own pace. It will start off ensuring they are secure on their 10s, before moving onto 2s, and then 5s. The children also need to be secure on the inverse calculations - e.g. $100 \div 10 = 10$. There is also a practise multiplication test on Purple Mash that the children can have as many goes as they like to improve their score.

Termly project

This project will continue to stretch through Term 2 as we will be continuing our focus on the Tudors. Thank you for the projects that have already been bought in - they were brilliant!

For their project, the children can use their imaginations to create a Tudor Project. This could be a painting, a powerpoint on your favourite part of the Tudors, a model of a Tudor house, some Tudor food to share with the class or anything else that captures their imagination as we learn more about the culture of the Tudors.

Helping to enrich our topics

It is always great to have items or visitors that support our topic, so if anyone has any experience or items that may help us with any of the work above that we could hear about or borrow, we would love to see and hear about them.

Many thanks for your continued support,

Miss Murdoch, Miss Banks and Mrs Neville

Useful Websites:



























<http://www.primaryhomeworkhelp.co.uk/Tudors.html>
<https://www.theschoolrun.com/homework-help/tudors>
<https://www.bbc.com/bitesize/topics/zsgkwmn>

Questions you could ask your child about their learning this term:

- What is a Tudor house like?
- How do houses differ between rich Tudors and poor Tudors?
- Can you talk about somewhere local and how it links to the Tudor times?
- Can you describe the Tudor fashion?
- How does light effect what we see?
- Can you describe how shadows work?



'The Tudors' Learning Map

<p>Literacy</p> 	<p>Letter Writing</p> 		<p>A written tour of a Tudor house</p> 	<p>Persuasive Letter</p> 
<p>Spelling and grammar</p> 	<p>Spelling patterns:</p> <ul style="list-style-type: none"> Suffixes '-s', '-es', '-ed' and '-ing' Prefixes 'in-', 'il-', 'im-' and 'ir-' Possessive apostrophe with singular proper nouns Words ending '-ure' The /g/ sound spelt 'gu' 		<p>Grammar:</p> <ul style="list-style-type: none"> Paragraphs The use of Standard English The use of apostrophes to mark plural possession Fronted adverbials 	
<p>Maths</p> 	<p>Addition</p> 	<p>Subtraction</p> 	<p>Measures</p> 	
<p>P.E.</p> 	<p>Football and Gymnastics</p> 			
<p>D.T.</p> 	<p>Sketching Portraits</p> 			
<p>History</p> 	<p>Tudor Homes and Fashion</p> 			
<p>PSHE</p> 	<p>Celebrating Difference</p> 			
<p>Science</p> 	<p>Light and Shadows</p> 			
<p>Computing</p> 	<p>E-Safety</p> 	<p>Typing</p> 		
<p>R.E.</p> 	<p>Understanding Christianity - Incarnation</p> 			
<p>Music</p> 	<p>Charanga: Glockenspiel 1</p> 			

Vocabulary we will learn this term:

shadow	paragraph	Possessive apostrophe	prefixes
suffixes	wattle	daub	jetty
artefact	reign	weald	county
period	century	doublet	palisade
Gospel	Baptism	source	shadow
Trinity	dark	reflection	UV light
Shakespeare	prediction	results	conclusion
Tudors	The Globe	tenth	hundredth
monarchy	tradition	algorithm	sequence
prefix	suffix	apostrophe	contracted form