



'Toys'

Year 1 and 2 Newsletter Term 1 2020

Dear Parents,

Welcome back, we hope everybody had a great summer holidays! This term we are beginning an exciting new topic -*Toys!* We will be learning about the toys we play with, the toys our parents played with, the toys our grandparents played with and also toys that are even older than that! Alongside this, we will be learning about the materials that are used to make toys, different mechanisms and also attempt to design and make our own toys.

Some of the key texts we will be using for our learning are:



If you would like a shared learning activity to complete at home during this term with your child, you could choose from one of these activities:

- Ask a family member about the favourite toy they had when they were younger, why was it their favourite?
- Play a board game with members of your family, how has how we play games changed?
- Have a go at making your own board game.
- Design a new toy, what would it be like?

Attached to this letter is our class learning map which outlines the areas of learning this term through our recovery curriculum and also our home learning tasks for the term.




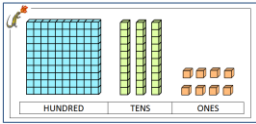
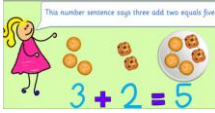
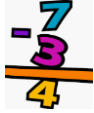



















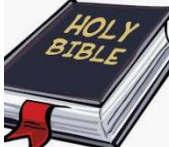
We hope you all have lovely term supporting the children in their learning and can see how much they have learnt already. Please do not hesitate to come and speak to us if you have any questions,

Thank you for your continued support,

Mrs King, Mrs Fry and Miss Jane

'Toys' Learning Map Term 1 2020

What are we learning this term?

Literacy	Story writing 	Instructions 	Description 
Maths	Number and place value 	Addition 	Subtraction 
Science	Materials 	Grouping materials 	Suitability for toys 
History	Toys from the 20 th century 	Victorian toys 	History of Lego 
Music		Charanaga – Hey you!	
ICT	E-Safety 		Lego builders 
PSHE		Emotions 	Being me in the world 
Art and DT	Collages 	Designing puppets 	Making puppets 
RE		God 	

Key Words for our topic:

- toy
- old
- new
- material
- compare
- game
- detail
- quality
- mechanism

Home Learning

Reading	<p>Please read with your child at least three times a week, even if it is just for 5 minutes. When reading with your child, please ensure it is signed and dated, with the number of minutes that the child has read for included. A member of staff will be checking reading diaries on a Thursday and counting the minutes for miles!</p> <p>During reading sessions, please discuss the story with your child and ask them questions about what they are reading. These questions will help to develop their understanding of what they are reading as comprehension and discussion are key reading skills in Year 1 and 2.</p> <p>Children can change their reading books, within their book band, at any time from our class library.</p>
Spellings and homework	<p>We intend to send home the first week's spellings in Week 4, once we have had an opportunity to assess the children and identify the most appropriate spellings for them.</p> <p>Spellings will be given out each week on a Monday, then will be tested on Friday. - Please practise these words with your child at home in their spelling book. These will then be tested in school and scores will be written in the book for you to see. Please ensure that books are returned to school on Friday so the next week's spellings can be stuck in.</p>
Maths	<p>We will also begin to set the children homework for maths this will begin the week commencing the 21st of September and you will receive more information regarding this in due course.</p> <p>If you feel that your child is ready to start home learning, please can they continue to learn their times tables: Year 1 & 2 children should be learning 10x, 2x and 5x tables When secure with the 2x, 5x and 10x tables, children should be moving onto 3x and 4x tables BBC Bitesize website has links to times tables songs that children can learn. https://www.bbc.com/bitesize/topics/zqbg87h Purple Mash Times Tables Games: https://www.purplemash.com/ Search for 'speed tests' and then choose the one that you would like to practise.</p>

Useful Websites to support learning

- <https://www.theforgottentoyshop.co.uk/pages/history-of-toys-games>
- <https://brightonmuseums.org.uk/discover/2012/05/21/toy-timeline/>
- <https://brightonmuseums.org.uk/discover/2012/05/21/toy-timeline/>

Reminders

- Please can you make sure your child brings in a **water bottle** and their **book bag/school bag** each day. All belongings (including lunchboxes) must fit within a bag, which can easily be hung on a peg.
- Please always have a **coat** in school as the weather can be unpredictable.
- Our PE day with Mr D is on **Monday** but PE kits should be in all week, particularly trainers/plimsolls.
- Wellington Boots – Please can all children have a set of wellies in school at all times, this is so we can use outside areas when it is wet and muddy.